

NUMBER ONE on the NHS Supply Chain Agreement

Best Value & Performance

Specialist Installations



Caretech UK Ltd

Maintaining Independence





# Contents

About Us	page 3
Move or Improve?	page 4
Accessible Homes	page 4
Home Modifications	page 4
Disabled Facilities Grants	page 5
Providing Solutions to Problems	page 6
Detailed Planning	page 7
Level Access Showers	page 8
Wet Floor Rooms	page 8
Walk-in Baths	page 8
Shower Chairs	page 9
Wash Basins	page 9
Taps	page 9
Non-Slip Flooring	page 10
Grab Rails	page 10
Specialist W.C. Systems	page 11
Accessible Kitchens	page 12
Doorways	page 12
Swing Away Hinges	page 12
Stairlifts	page 13
Ramps	page 13
Contact Details	back page

## About Us

Caretech UK Ltd has built up a vast expertise in the supply, repair, maintenance and installation of a wide variety of equipment, and has come to be recognised by Manufacturers, Suppliers and Health Authorities for the standards to which we perform. Caretech is currently ranked number one by the NHS Supply Chain for the service and maintenance of hoists beds, stair lifts, baths and bath-lifters.

As an accredited service agent for most companies manufacturing the product ranges shown, we can undertake Repair, Maintenance and Modification of all their product ranges.

We employ only fully trained Engineers who are able to carry out repairs and maintenance to a wide range of equipment. Regular training is undertaken both in-house and with original equipment manufacturers.

Electrical Portable Appliance Testing can be carried out in order to conform to local and IEE regulations and batteries can be Discharge Tested to give accurate capacity information and fault finding.

At Caretech UK Ltd we use a computerised record system able to give accurate historical information including Product type, Serial numbers, Condition, Location, and Costs together with the usual detailed Service records, Site Log reports and Certification details.

As an approved NHS contractor, we are well used to the requirements of Estates, Maintenance & Supplies Departments and we are able to tailor our services to the individual requirements of each site.

We specialise in maintenance contracts including full emergency cover or 'one off' repair / maintenance orders can be undertaken. Where appropriate all necessary Safety Tests can be carried out and Certification provided.

With vast industry experience and excellent contacts with manufacturers, we have accumulated a detailed library of manufacturer specifications and service information. In addition, a wide knowledge of necessary spare parts has been gained and most are held on stock for immediate use.



## Move or Improve?

Most of us would choose to live and retire in our own home rather than move to a nursing home or assisted living centre.

Your home can be adapted and modified to accommodate your needs, physical capabilities and conditions. Your house can become more accessible with a few minor home modifications.



## Accessible Homes

What makes a home handicap and wheelchair accessible? Put simply, it's the ability to enter and move around without any of the obstacles such as steps and narrow doors. The bathrooms, bedrooms and kitchen are wheelchair accessible. Everyone's needs are a little different, so you'll have to have a plan to suit your individual requirements and physical limitations.

## Home Modifications

The demand for accessible housing will increase in future years as the elderly become a larger share of our population. Independent living and the ability to take care of ourselves allows us to remain active and depend less on others. Making your home accessible with simple home modifications, such as swing away hinges, can improve your lifestyle and the ability to live at home.





# Disabled Facilities Grants

## Brief Introduction

A Disabled Facilities Grant is a local council grant to help towards the cost of adapting your home to enable you to continue to live there. A grant is paid when the council considers that changes are necessary to meet your needs, and that the work is reasonable and practical.

## Who can get a Disabled Facilities Grant

You can claim if you, or someone living in your property, is disabled and:





-  you, or the person on whose behalf you are applying, are either the owner or tenant (including licensees) of the property
-  you can certify that you, or the person on whose behalf you are applying, intend to occupy the property as your/their only or main residence throughout the grant period - currently five years

A landlord may apply on behalf of a disabled tenant.

## What you can use it for

A grant can be used for adaptations to give you better freedom of movement into and around your home and/or to provide essential facilities within it.

If you are disabled, acceptable types of work include:









-  widening doors and installing ramps
-  providing or improving access to rooms and facilities - for example, by installing a stair lift or providing a downstairs bathroom
-  adapting heating or lighting controls to make them easier to use
-  improving access to and movement around the home to enable you to care for another person who lives in the property, such as a child



## Providing Solutions to Problems

On our first visit, we typically spend our time with the customer and their caretaker (often the spouse) to assess their needs. When we see the need or upon request we also bring in other professionals such as Occupational and Physical Therapists to help compile information needed for a quality assessment. From the information that we gather, we can use our knowledge and experience to recommend suggestions.

Some of the factors that we consider are:

-  Mobility status (cane, walker, wheelchair, limited or full time assistance)
-  Can the customer get into the rooms of the house that he or she wishes to?
-  Is the customer able to get in and out of the house with minimal stress and strain?
-  Physical strength (is the customer stronger on the right side or the left side?)
-  Vision (can the customer see well? Should lighting be a strong issue in the remodel?)
-  Emergency exit from the home (if asleep and the smoke detector goes off, what is the quickest route out of the house?)
-  Are lights, fans, plugs, phone jacks, cable jacks, computer workstations and thermostat in workable locations?
-  Last, but not least, the financial status.





## Detailed Planning

Once we have all the information that we need we set about drawing up detailed plans and a firm quotation of the work to be undertaken.

Once agreed, we then move onto the next stage—execution.

## Installation

From our approved plans our fully qualified, highly trained and well-equipped engineers will make all necessary modifications and install equipment, flooring, tiling, ramps grabrails, etc, with the minimum of disruption.





## Level Access Showers

Level access showers are ideal for people who are unable to get in or out of the bath.

They allow easy access for people walking in or in a wheelchair.



## Wet Floor Rooms

Wet floor rooms allow a great range of movement for wheelchair users and allow the whole bathroom to be used as a wet floor area.

## Specialist Baths

The walk-in bath provides a totally relaxing bathing experience.

The specially moulded tub shape relaxes the user and adds an element of safety.

Having twice the depth of a conventional bath, the Caleche allows you to have a deep soak in a comfortable sitting position.





## Shower Chairs

For showering in comfort we supply and fit shower seats with backs, arms and legs, these are strong and rust proof.



## Wash Basins

Sinks can be installed to allow wheel chair access. Vanity cabinets can be removed from below the sink. This will expose the plumbing pipes requiring covering with insulation or boxed in to prevent contact with sharp edges and burns by hot water pipes. Pedestal style sinks can give you a little more room to manoeuvre, but can be difficult to use from a wheelchair and are usually a couple of inches higher than the standard vanity top.



## Taps

Taps can be replaced with either large lever or single lever controls. We also recommend considering the use of anti-scald temperature controls that prevent the water temperature from exceeding an established limit.





## Non-Slip Flooring

We can offer non-slip flooring in a range of 18 different colours.

It offers a watertight, impervious system, making it ideal for wet rooms including bathrooms and barrier-free shower rooms. The range has inherent hygiene qualities, due to the incorporation of Altrosan, which inhibits bacterial growth and minimises the risk of infections and cross-contamination.



## Grab Rails

We install grab bars and safety rails to insure you won't lose your balance and to provide a safe, accessible surrounding. Safety bars provide stability for everyone, including the elderly and those with physical limitations.

A range of coloured handrails are available for the partially sighted.

We can also install grab bars into existing fibreglass shower and bath walls.

## Specialist W.C. Systems

Toilet seat height varies from one individual to another, usually between 17" to 19". Toilets can be replaced with special units or raised seats can be installed. Toilet grab bars can be installed for balance and support and to allow individuals to safely transfer from a wheelchair.

The Aerolet range by Clos-o-Mat is an extensive range of products designed to facilitate independent toilet use for a variety of needs.

This electronically controlled toilet lift gently raises and lowers while the user remains fully seated, supported and in control at all times, ensuring safe, comfortable personal hygiene management.



The Clos O Mat automatic WC shower toilet provides flushing, washing and warm air drying from one simple operation.

It is user-friendly for people who have restricted use of their hands.

By reducing hand contact, it also provides improved hygiene for all users.



## Accessible Kitchens

It can be difficult for people in wheelchairs to use standard counters because of the cabinets below. Under counter base cabinets can be removed to provide access to the sink or work area. A pull out or drop leaf shelf can be added for working space. Sliding shelves can be installed in lower cabinets. Electric receptacles, waste disposal and exhaust fan switches can be moved to the front of the counter or cabinet.



## Doorways



In order to accommodate a standard width wheelchair, doorways should be a minimum of 32" wide. If the doorway is located in the typical hallway and requires turning a wheelchair, you'll need a 36" door. It can be difficult to open a swinging door without a clear floor space (18-24") on the pull side of the door. An alternative could be the installation of an automatic door opener, but they are more expensive.

## Swing Away Hinges

Additional door clearance can be economically obtained by using the swing clear, expandable door, offset door hinges, increasing the width by about 50mm, and is often enough to provide the necessary minimum width for a wheelchair or walker to pass through the doorway.



## Stairlifts

Our range is an exceptionally well designed and engineered heavy duty product and includes top & bottom controls, seat belts and seat to foot linkage. Most configurations are possible even with spiral, narrow and outdoor staircases. Ideal products to relocate and reinstall elsewhere.



## Ramps

Although there are times when a wooden ramp is the only alternative, we recommend aluminium wheelchair ramps or concrete as the preferred material. Concrete, when installed properly will last many years, requiring no maintenance and can be finished with a rough texture. Wood requires constant maintenance and lasts only a few years when exposed to the outdoor elements



## Caretech UK Ltd

Philton House, 19 Sirdar Road

Brook Road Industrial Estate

Rayleigh, Essex. SS6 7XF

Tel: 01268 775585 Fax: 01268 741170

Email: [service@caretech.co.uk](mailto:service@caretech.co.uk)

Website: [www.caretech.co.uk](http://www.caretech.co.uk)

